



76MMX53MM WHEEL SIZE

RECOMMENDED PRINT SIZE

65MMX40MM

MAX PRINT SIZE

72MMX34MM



70MMX51MM WHEEL SIZE

RECOMMENDED PRINT SIZE


54MMX37MM

MAX PRINT SIZE

66MMX37MM

OUTER PRINT SIZE

66MMX56MM



65MMX41MM WHEEL SIZE

RECOMMENDED PRINT SIZE

62MMX46MM

MAX PRINT SIZE

62MMX28MM

INNER PRINT SIZE

40MMX28MM




65MMX32MM WHEEL SIZE

RECOMMENDED PRINT SIZE

63MMX28MM

MAX PRINT SIZE


63MMX28MM



60MMx44MM WHEEL SIZE

RECOMMENDED PRINT SIZE

60MMx44



58MMX32MM WHEEL SIZE

RECOMMENDED PRINT SIZE

56MMX43MM

MAX PRINT SIZE

56MMX28MM



BIG/SOFT WHEEL PRINTING

Template for big/soft wheel pad printing.

Each wheel has a unique shape with different areas to print on so the recommended print areas vary widely.

PANTONE SOLID COATED

Please load and use the Pantone solid coated color book that ships with Illustrator.

FONTS

Outline all fonts used in your graphics. This way your text is transformed into shapes and sending the font file is not required.

DO NOT FLATTEN TEMPLATE

Keep the template layer locked and untouched. You will have to re-send your graphics if they are merged with any part of the template.

MORE INFORMATION

If you have more questions about our templates, shoot us an e-mail or call one of our sales reps:

sales@pointdistribution.com or 702.222.1204